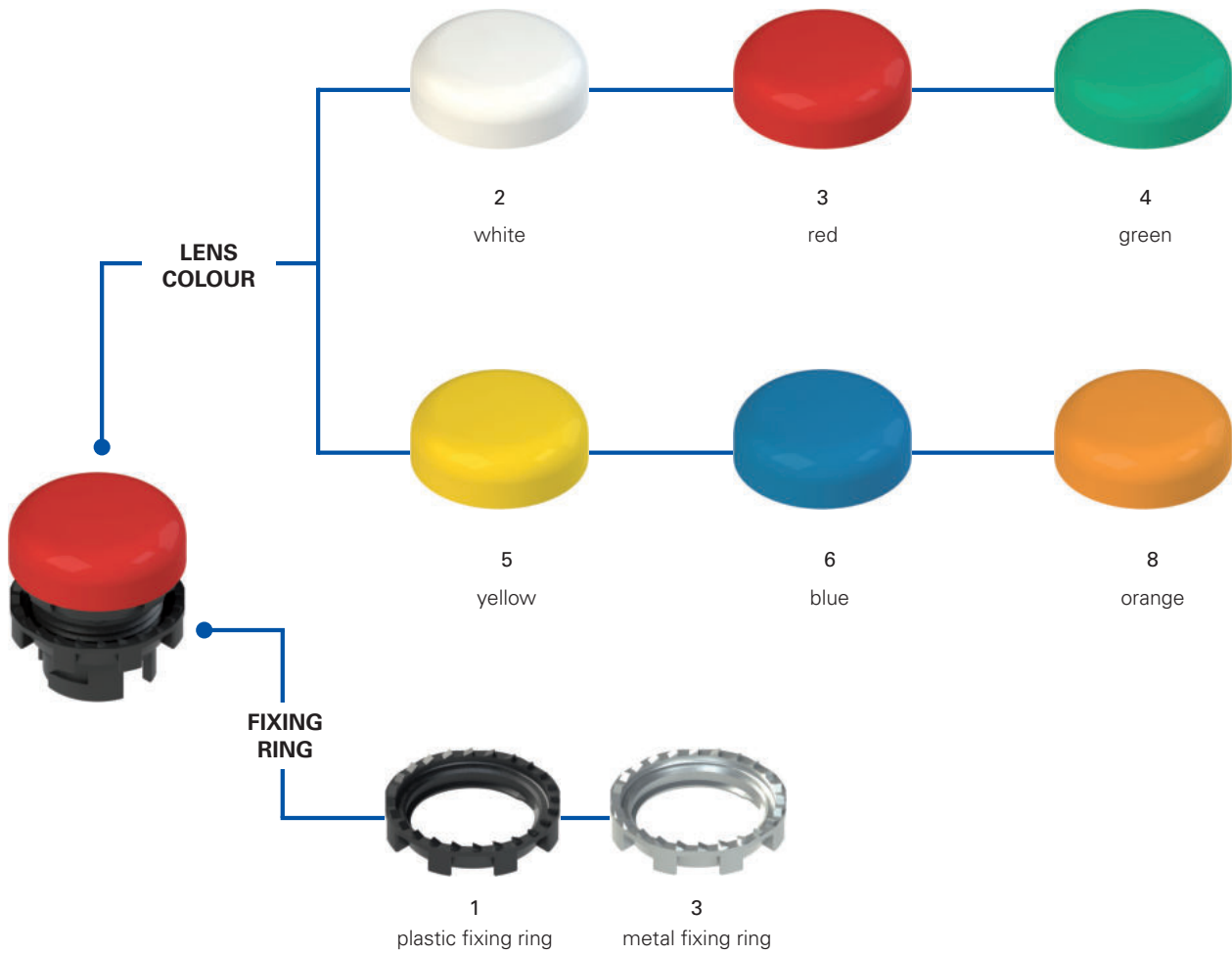



Selection diagram



**Code structure** **Attention!** The feasibility of a code number does not mean the effective availability of a product. Please contact our sales office.

# E2 1ILA210

Fixing ring and shaped ring	
<b>1</b>	plastic fixing ring (standard)
<b>2</b>	plastic fixing ring and shaped ring
<b>3</b>	metal fixing ring
<b>4</b>	metal fixing ring and shaped ring

Engraving	
<b>0</b>	no engraving (standard)
<b>IT7</b>	IN SERVIZIO
<b>IT8</b>	ERROR
<b>L54</b>	
...	.....

Other engravings on request. See page 159.

Lens shape	
<b>A</b>	level, smooth

Lens colour	
<b>0</b>	without lens
<b>2</b>	white
<b>3</b>	red
<b>4</b>	green
<b>5</b>	yellow
<b>6</b>	blue
<b>8</b>	orange



### Main features

- Protection degrees IP67 and IP69K
- Customisation with symbols available
- Replaceable coloured lens

### Quality marks:



IMQ approval: CA02.04806  
 UL approval: E131787  
 EAC approval: RU C-IT.YT03.B.00035/19

### Technical data

#### General data

Protection degree:	IP67 acc. to EN 60529 IP69K acc. to ISO 20653
Ambient temperature:	-25°C ... +70°C
Lighting type:	Combined with lighting unit with LED series E2 LP●●●●, E2 LF●●●●
Tightening torque of the fixing ring:	2 ... 2.5 Nm
Utilization requirements:	See page 163

#### In compliance with standards:

IEC 60947-1, IEC 60947-5-1, IEC 60204-1, EN 60947-1, EN 60947-5-1, EN 60204-1, EN IEC 63000, UL 508, CSA 22-2 No. 14.

#### Compliance with the requirements of:

Low Voltage Directive 2014/35/EU,  
 EMC Directive 2014/30/EU,  
 RoHS Directive 2011/65/EU.

### Features approved by UL

For Use on a Flat Surface of a Type 1, 4X, 12 and 13  
 Tightening torque 2.0 Nm

### General data

#### Protection degrees IP67 and IP69K

**IP69K**  
**IP67**

These devices are designed to be used in the toughest environmental conditions and they pass the IP67 immersion test acc. to EN 60529. They can therefore be used in all environments where maximum protection

degree of the housing is required. Due to their special design, these devices are suitable for use in equipment subjected to cleaning with high pressure hot water jets. These devices meet the IP69K test requirements according to ISO 20653 (water jets with 100 bar and 80°C).

#### Customisable



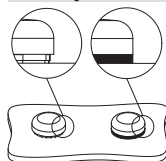
In order to suit various customer requests and different kinds of application, Pizzato Elettrica offers the possibility to customize the indicator lights with symbols, inscriptions and interchangeable lenses with different colours.

#### Metal fixing ring



The fixing ring in metal is particularly suitable for those applications which require tighter fitting of the panel-mounted device, such as for example in metal panels having holes without reference notches.

#### Shaped ring



The shaped ring can be used when no label holder or other devices are applied; it prevents dirt and other residues from settling between the indicator and the panel or housing.

This turns out to be particularly useful in the sectors where high standards of cleanness and hygiene are required.

#### Combination of LED colours with lens colours

LED colour	Lens colour
white	white / yellow
red	red
green	green
blue	blue
orange	orange

Note: Combinations of LED colour with lens colour different from the recommended ones can give a different colour compared to the expected one.


**Selection table for indicator lights**



Actuator colour and engraving	With lens	Without lens
 without lens	-	E2 11LA010
 white	E2 11LA210	-
 red	E2 11LA310	-
 green	E2 11LA410	-
 yellow	E2 11LA510	-
 blue	E2 11LA610	-
 orange	E2 11LA810	-

**Complete units with indicator lights**





















Actuator colour and engraving	LED			Article
	pos. 2	pos. 3	pos. 1	
 white	-	LED	-	<b>E2 AC-DXBC0200</b> E2 11LA210 + E2 1BAC11 + E2 LP1A2V1
 red	-	LED	-	<b>E2 AC-DXBC0201</b> E2 11LA310 + E2 1BAC11 + E2 LP1A3V1
 green	-	LED	-	<b>E2 AC-DXBC0202</b> E2 11LA410 + E2 1BAC11 + E2 LP1A4V1
 yellow	-	LED	-	<b>E2 AC-DXBC0203</b> E2 11LA510 + E2 1BAC11 + E2 LP1A2V1
 blue	-	LED	-	<b>E2 AC-DXBC0204</b> E2 11LA610 + E2 1BAC11 + E2 LP1A6V1
 orange	-	LED	-	<b>E2 AC-DXBC0205</b> E2 11LA810 + E2 1BAC11 + E2 LP1A8V1

→ For data regarding LED units, please see the respective chapters

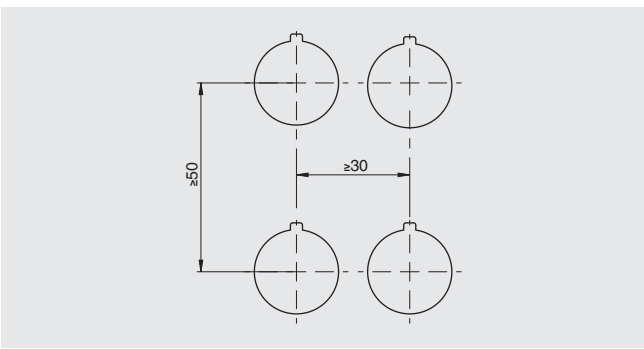
**Lenses for E2 1IL indicator lights**



Article	Description	Colours	Pieces/package
VE LN2A20	Lens for indicator lights, white, without engraving		10
VE LN2A30	Lens for indicator lights, red, without engraving		10
VE LN2A40	Lens for indicator lights, green, without engraving		10
VE LN2A50	Lens for indicator lights, yellow, without engraving		10
VE LN2A60	Lens for indicator lights, blue, without engraving		10
VE LN2A80	Lens for indicator lights, orange, without engraving		10
VE LN2AA0	6 lenses for indicator lights, without engraving, colours: white, red, green, yellow, blue orange	     	1
VE LN2A2●●●	Lens for indicator lights, white, with engraving		1
VE LN2A3●●●	Lens for indicator lights, red, with engraving		1
VE LN2A4●●●	Lens for indicator lights, green, with engraving		1
VE LN2A5●●●	Lens for indicator lights, yellow, with engraving		1
VE LN2A6●●●	Lens for indicator lights, blue, with engraving		1
VE LN2A8●●●	Lens for indicator lights, orange, with engraving		1

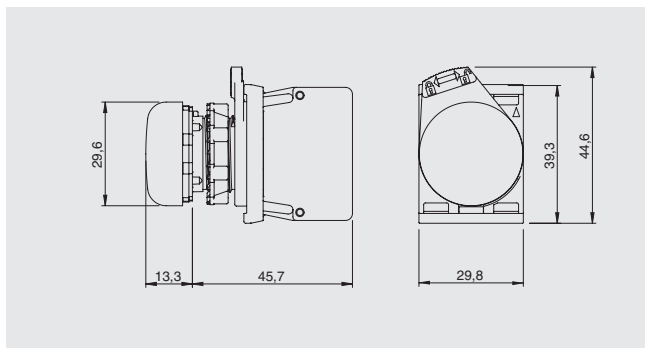
**For ordering engraved lenses for E2 1IL indicator lights:** replace the dots ●●● in the article codes with the engraving code reported on the table at page 159.  
Example: white lens for indicator light with "f" engraving, .  
VE LN2A2●●● → VE LN2A2L54

**Minimum distances for installation**



→ The 2D and 3D files are available at [www.pizzato.com](http://www.pizzato.com)

**Dimensions** All values in the drawings are in mm



**Accessories**

→ More ACCESSORIES on page 155